


# Capitolo 14

## Il contesto culturale




---

---

---

---

---

---

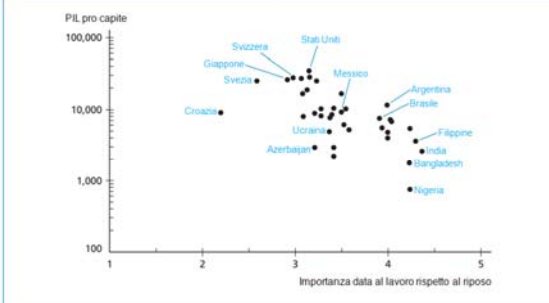
---

---

---

---

**Figura 14.1**  
Importanza data al lavoro ed al PIL pro capite



Fonte: World Values Survey  
\*Scala da 1 a 5 in cui 1 indica il maggior valore dato al riposo e 5 il maggior valore dato invece al lavoro

---

---

---

---

---

---

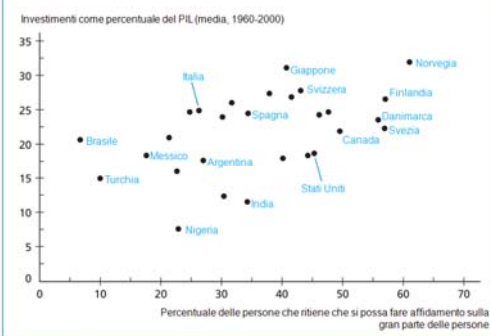
---

---

---

---

**Figura 14.2**  
Relazione tra la fiducia e il livello degli investimenti



Fonte: Knack e Keefer, 1997; Heston et al., 2002

---

---

---

---

---

---

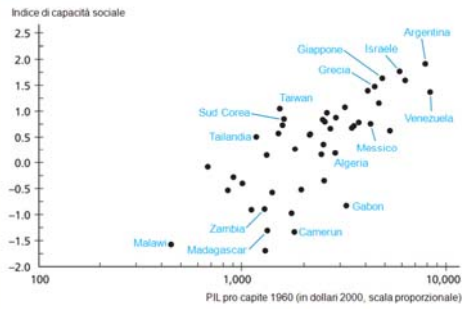
---

---

---

---

**Figura 14.3**  
Capacità sociale e PIL nel 1960



Fonte: Temple e Johnson, 1998; Heston et al., 2002

---

---

---

---

---

---

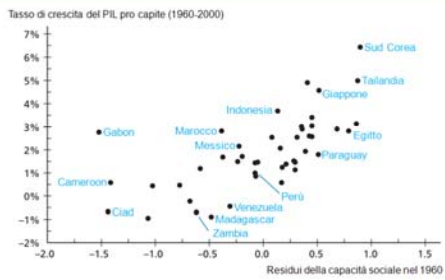
---

---

---

---

**Figura 14.4**  
Capacità sociale e crescita economica




---

---

---

---

---

---

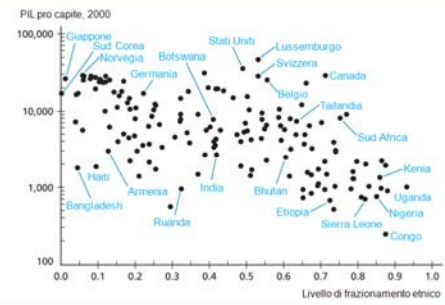
---

---

---

---

**Figura 14.5**  
Frazionamento etnico e PIL pro capite



Fonte: Alesina et al., 2003

---

---

---

---

---

---

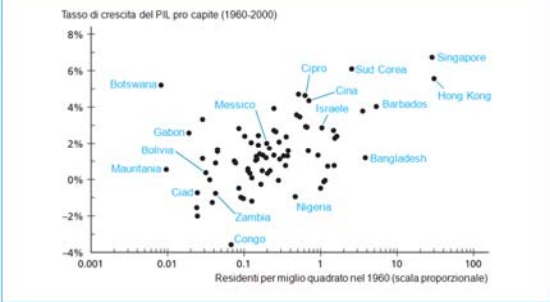
---

---

---

---

**Figura 14.6**  
Densità di popolazione e crescita economica



Fonte: Burkett, Humblet e Puttemam, 1999

---

---

---

---

---

---

---

---

---

---

**Figura 14.7**  
Determinazione simultanea del reddito e del livello di modernizzazione




---

---

---

---

---

---

---

---

---

---